

# Blixer® 2 / 3 / 4 / 4 V.V.

Consignes de sécurité et d'utilisation / Safety and Operating Instructions  
 Veiligheidsvoorschriften en gebruiksaanwijzing / Sicherheits- und Bedienungshinweise

À fixer au mur.  
 Hang on the wall.  
 Aan de wand te bevestigen.  
 An der Wand zu befestigen.

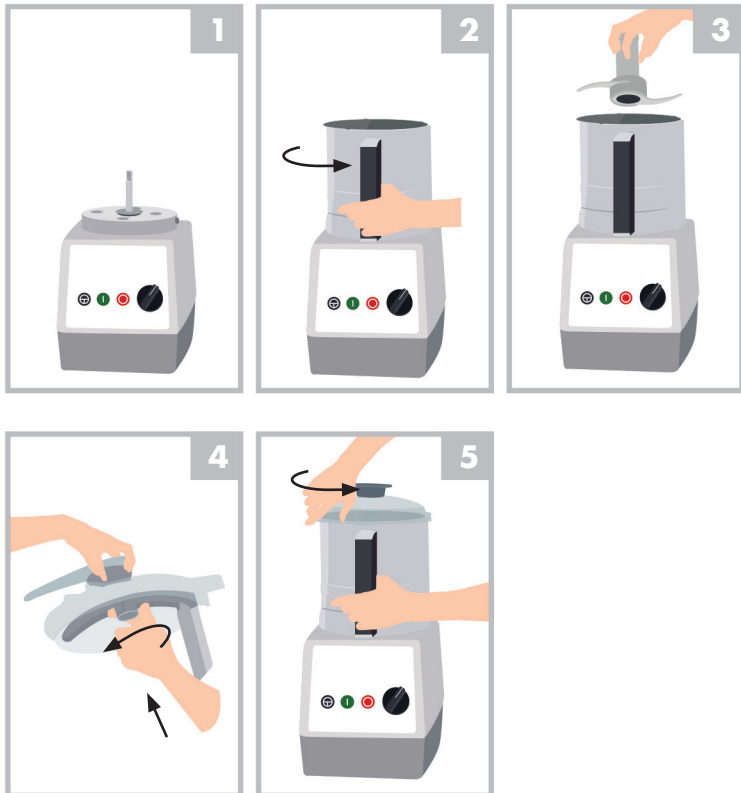


robot coupe®  
 www.robot-coupe.com

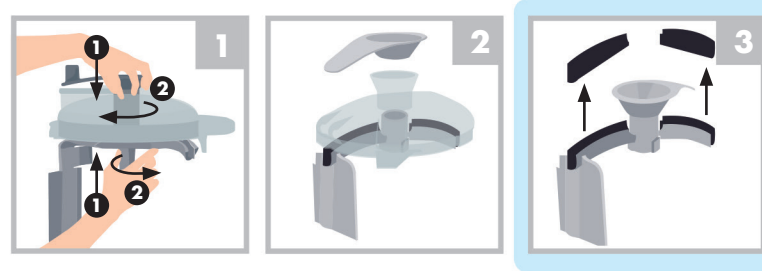
## Tableau de commande / Control Panel / Bedieningspaneel / Bedienfeld



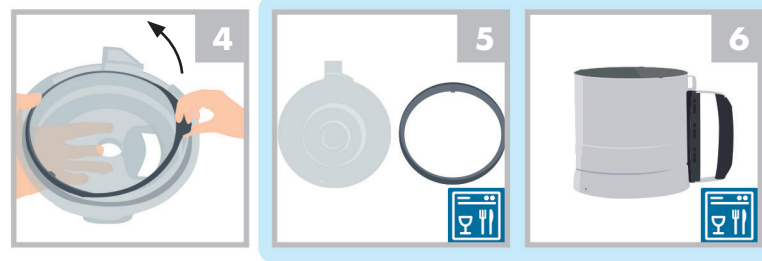
## Mise en marche et utilisation / Switching on and using the mixer / Inwerkingstelling en gebruik / Inbetriebnahme und Bedienung



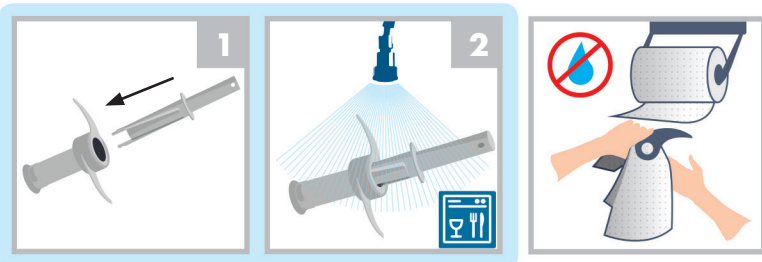
## Nettoyage et entretien / Cleaning and maintenance / Reiniging en onderhoud / Reinigung und Wartung



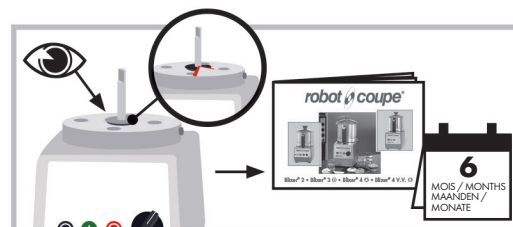
### Cuve / Bowl / Kuip / Schüssel



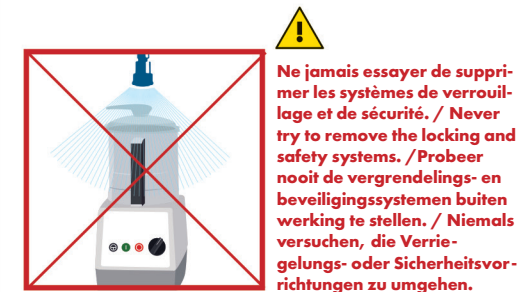
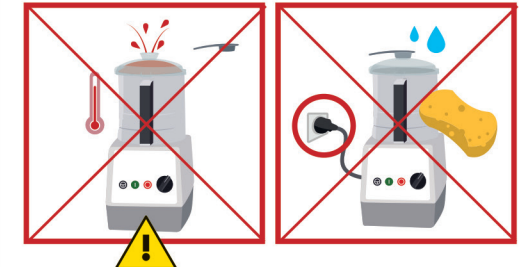
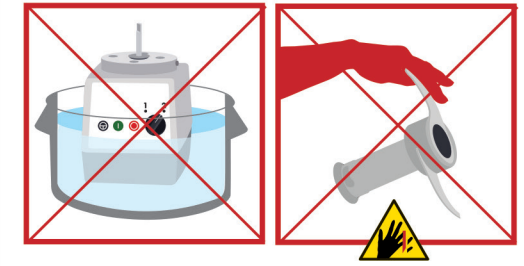
### BLIXER 3 / 4 Couteau / Blade / Mes / Messer



### Bague d'étanchéité / O-ring (seal) / Afdichtingsring / Dichtungsring



## Sécurité / Safety / Veiligheid / Sicherheit



Ne jamais essayer de supprimer les systèmes de verrouillage et de sécurité. / Never try to remove the locking and safety systems. / Probeer nooit de vergrendelings- en beveiligingsystemen buiten werking te stellen. / Niemals versuchen, die Verriegelungs- oder Sicherheitsvorrichtungen zu umgehen.

# Blixer® 2 / 3 / 4 / 4 V.V.

Consignas de seguridad y empleo / Instruções de segurança e de utilização  
Istruzioni di sicurezza e d' utilizzo / Техника безопасности и руководство по эксплуатации

Fijación mural.  
Para afixar na parede.  
Da fissare a parete.  
Повесить на стену.



robot coupe®  
www.robot-coupe.com

## Panel de mandos / Painel de controlo / Quadro comandi / Панель управления



Botón Parada  
Botão Desligar  
Pulsante arresto  
Кнопка « Стоп »



Botón Marcha  
Botão Ligar  
Pulsante accensione  
Кнопка « Пуск »



Botón Pulse  
Botão Pulse  
Pulsante impulsi  
Кнопка « Пульс »

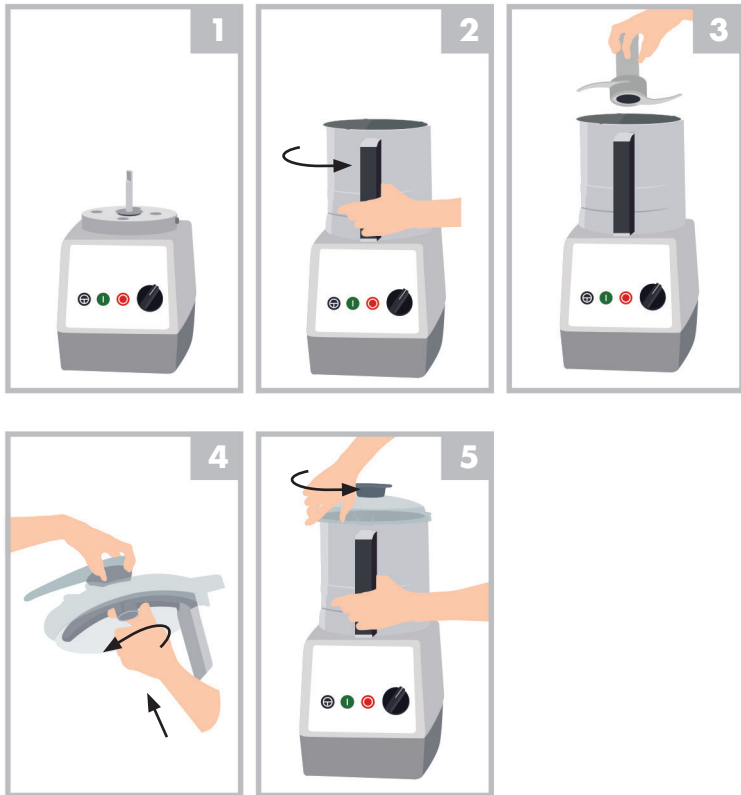


Blixer 4 Selector de velocidad  
Blixer 4 Seletor de velocidade  
Blixer 4 – Selettore di velocità  
Blixer 4 Переключатель скорости

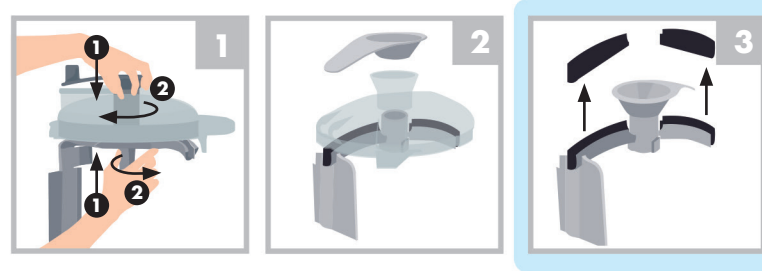


Blixer 4 V.V. Variador de velocidades  
Blixer 4 V.V. Variador de velocidade  
Blixer 4 V.V. – Variatore di velocità  
Blixer 4 V.V. Регулятор скорости

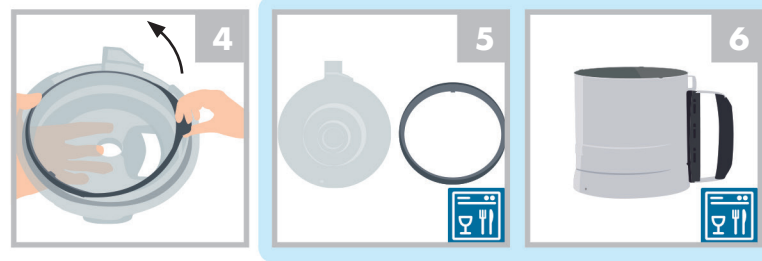
## Puesta en marcha y utilización / Ligação e utilização / Accensione e utilizzo / Включение и использование



## Limpieza y mantenimiento / Limpeza e manutenção / Pulizia e manutenzione / Чистка и уход

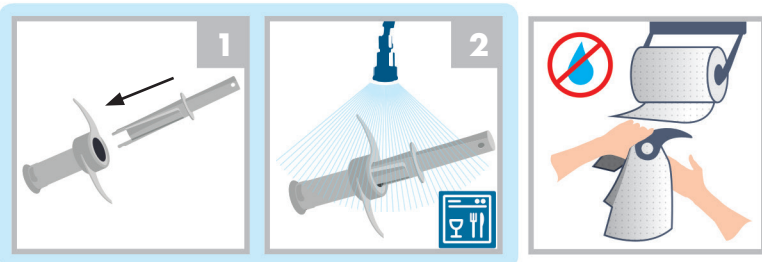


## Cuba / Cuba / Vasca / Чаша

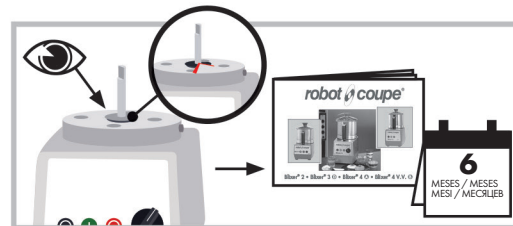


## BLIXER 3 / 4


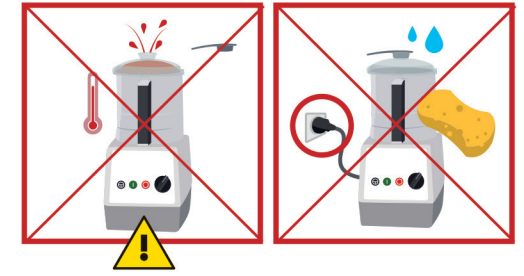
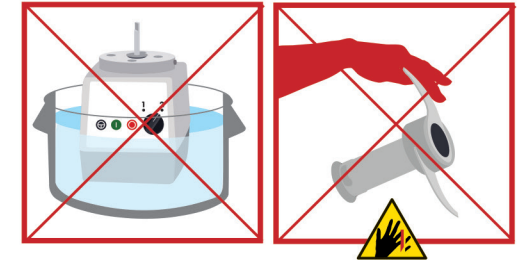
## Cuchilla / Lâmina / Coltello / Нож



## Anillo de hermeticidad / Anel de vedação / Anello di tenuta / Уплотнительное кольцо



## Seguridad / Segurança / Sicurezza / Безопасность



⚠  
Nunca tratar de suprimir los sistemas de bloqueo y de seguridad.  
Nunca tentar suprimir os sistemas de bloqueio e de segurança.  
Non cercare in alcun caso di eliminare i sistemi di blocco di sicurezza.  
Никогда не отключать системы блокировки и защиты.